


Billow Ceiling Baffles


Specifications

Application	Ceiling
Composition	100% polyester
Material	FilaSorb™
Recycled content	60% min. rPET
Thickness	12mm +/- 10%
Weight	2400gsm
Dimensions	Width – 356mm Depth – 50 & 76mm Length – 1220 & 2440mm Height – 102 up to 305mm (25mm increments)


Sustainability




Made from 60% min. recycled content




Total VOC's less than 0.5 mg/m³ (3rd Party Verified)



Generated using 40% solar energy



Recyclable at end-of-life



Indoor Advantage Gold Certified.



Technical Data

Fire test method	EN 13501-1: 2019
Classification	B-s1, d0
Water vapour sorption method	ASTM C1104-2019 (Procedure A Modified)
Water sorbed by weight	0.20% (results based on a 12mm thick panel)
Total VOC test method	SCS-EC10.3-2014 v4.0 meeting standard CDPH/EHLB Standard Method v.1.2-2017
Total VOC result	≤ 0.5mg/m ³
Colourfastness test method	ISO 105-B02
Rating	6-7

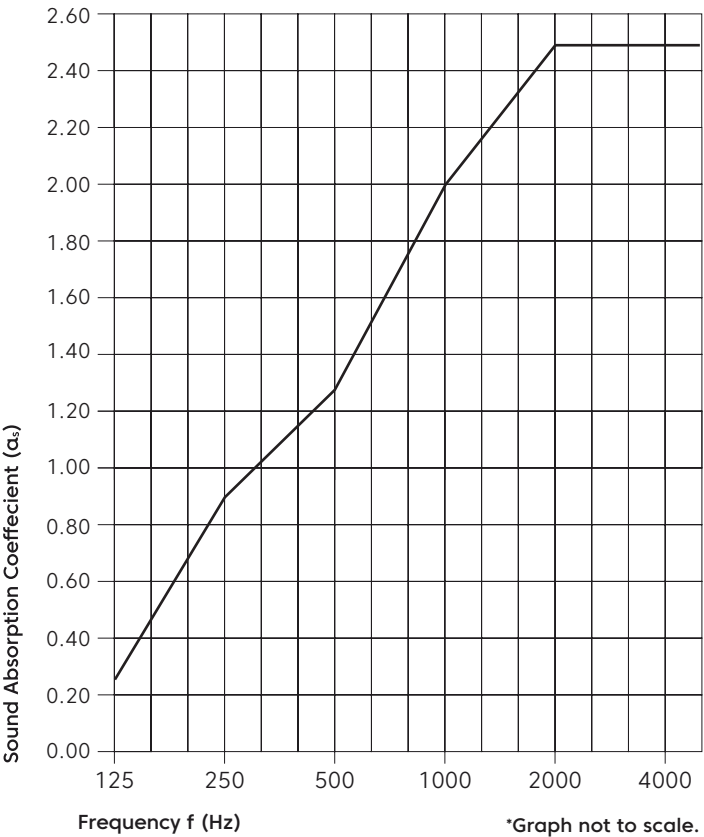
Guarantees

Lead Time	6-8 weeks
Origin	United Kingdom
Warranty against defects	20 years*
Colorfastness warranty	20 years*

*conditions apply

Acoustic Performance

Test method	ASTM C423-17: Standard test method for sound absorption and sound absorption coefficients by the reverberation room method
Installation method	J-600. Sample tested 5 baffles each hanging 600m from the floor and 152mm from each other
Rating method	AS ISO 11654 -2002: Acoustics - rating of sound absorption - material and sytems
Test results	NRC 1.65 <1.0 (MH) aw, Class A



	Frequency (Hz)	125	250	500	1000	2000	4000	NRC	Class Rating
	12mm	0.26	0.86	1.25	2.02	2.49	2.49	1.65	Class A

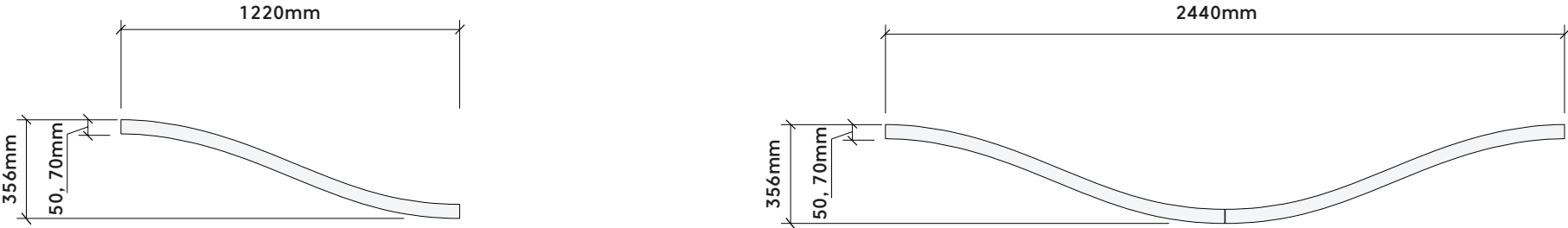
Performance Indices: **Noise Reduction Coefficient (NRC)** results represent the absorption coefficients measured at the one third octaves bands at 125, 250, 500, 1000, 2000 and 4000 Hz rounded to the nearest 0.05. Acoustic testing has been performed according to the methods mentioned above. Customisation of installation of the product could alter the results.

Billow Design

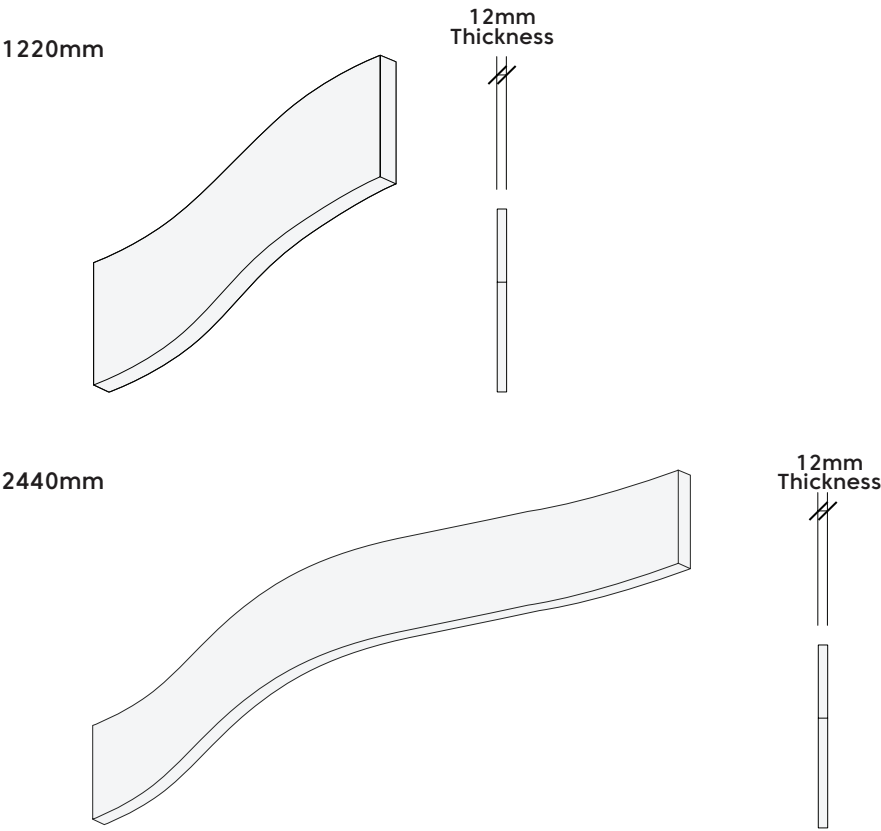
Sizes

Width	356mm
Depth	50 & 76mm
Length	1220 & 2440mm
Height	102 up to 305mm (25mm Increments)

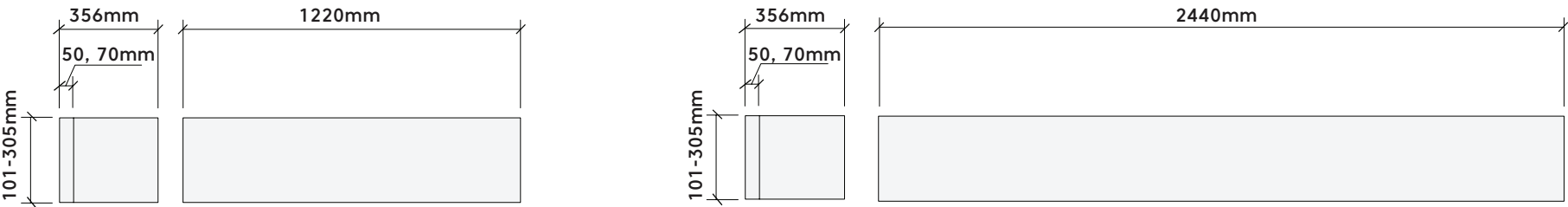
Plan



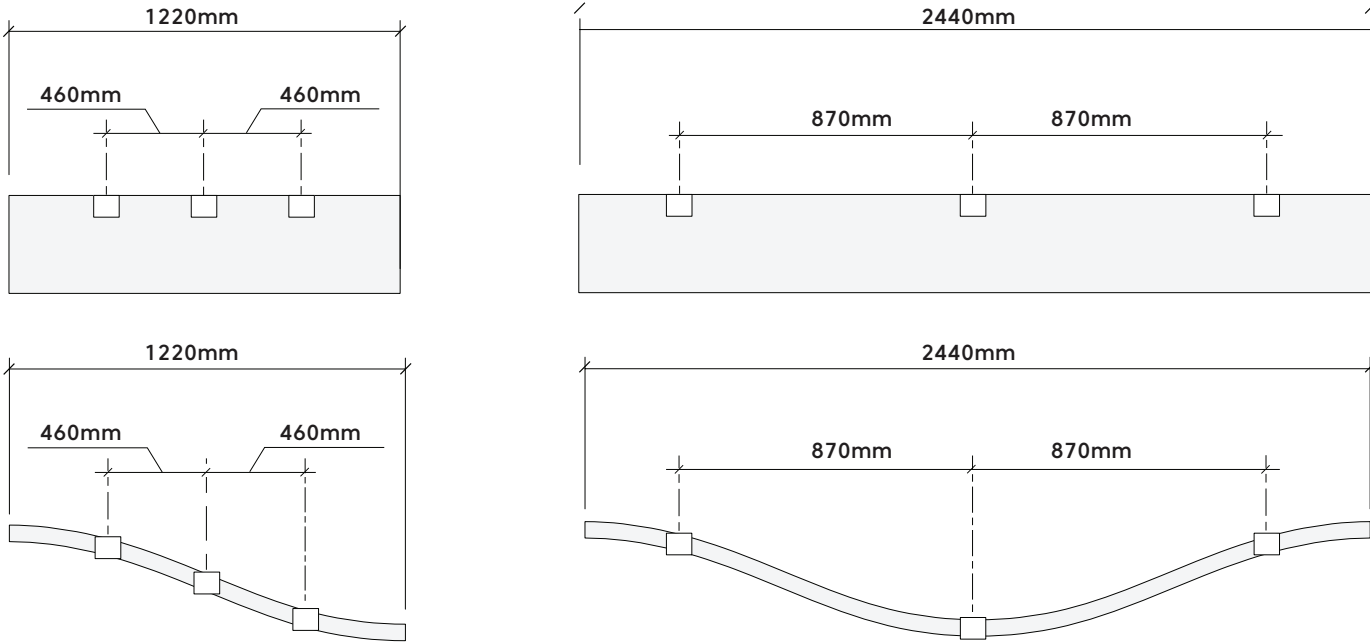
Perspectives











































Elevations



Hardware Spacing



FilaSorb™ Colourways

										
Peppercorn PE22	Currant CU59	Carrot CA08	Peach PE19	Flamingo FL61	Valentine VA70	Turmeric TU60	Wheat WH68	Kale KA12	Oregano OR18	Sencha SE58
										
Celery CE65	Eucalyptus EU71	Wasabi WA29	Pistachio PI25	Midnight MI16	Flint FL64	Granite GR62	Denim DE09	Iris IR10	Azur AZ05	Marine MA15
										
Stonewash ST72	Periwinkle PE23	Sea Salt SE57	Shiraz SH63	Piano Black PI24	Charcoal CH01	Slate SL27	Grey GR02	Metal ME03	Platinum PL04	Milkyway MI74
										
Walnut WA56	Umber UM54	Amethyst AM69	Quartz QU67	Almond AL55	Ivory IV11	Pearl PE21	White WH12			

Can't find a colour?
We are constantly updating our palette, which includes adding and discontinuing certain colour lines. If you can't find the colour you are looking for, please contact us with your colour request, as we may still have stock available.

WoodBeQuiet™ Prints



Picket Fence
WQ01



Boat Shed
WQ02



Wine Barrel
WQ03



Log Cabin
WQ04



Barn Door
WQ05



Loft
WQ06



White Elm
WQ07



French Bobbin
WQ08



Charred Larch
WQ09



Boardwalk
WQ10



Antique Chest
WQ11



Baltic Birch
WQ12



White Oak
WQ13



Weathered Slate
WQ14



Nordic Plank
WQ15



Natural Oak
WQ16



European Larch
WQ17



Teak
WQ18



Fumed Oak
WQ19



Black Walnut
WQ20



Driftwood
WQ21



Woodland Fog
WQ22



Petrified Ash
WQ23



Mountain Lodge
WQ24



Mocha Legno
WQ25



Scorched Timber
WQ26



Espresso Oak
WQ27



Shadow Oak
WQ28



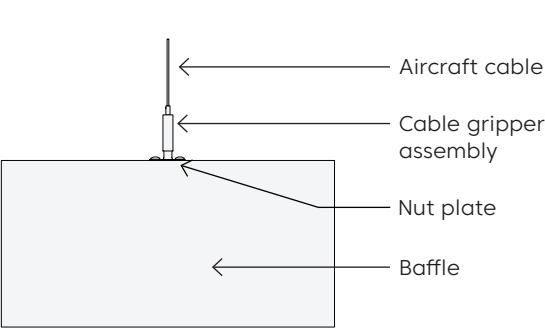
Knotty Spruce
WQ29



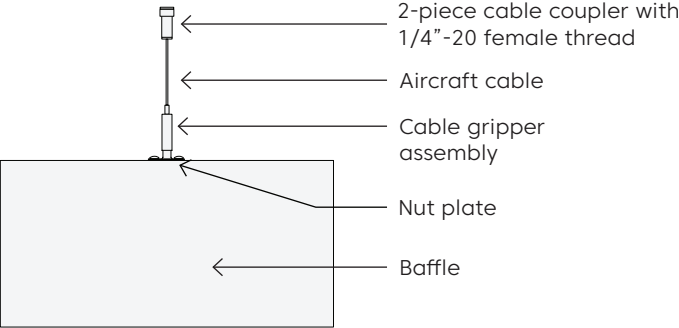
Lyed Larch
WQ30

Mounting Methods

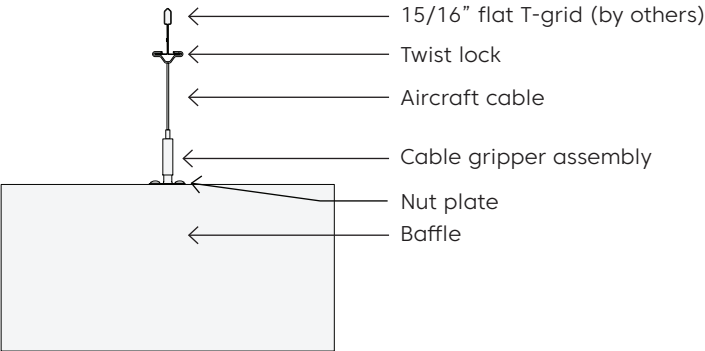
Cable



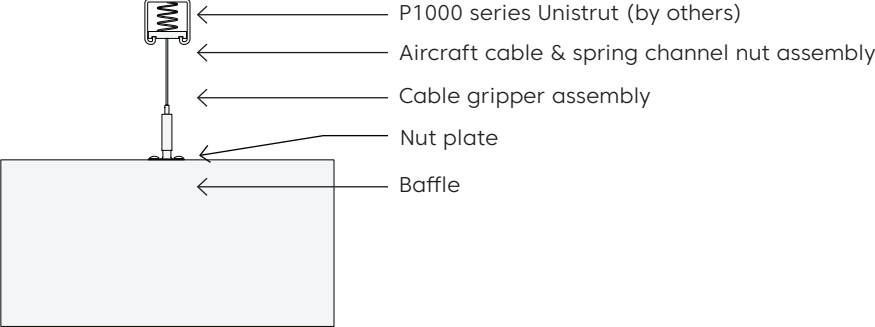
Cable to deck



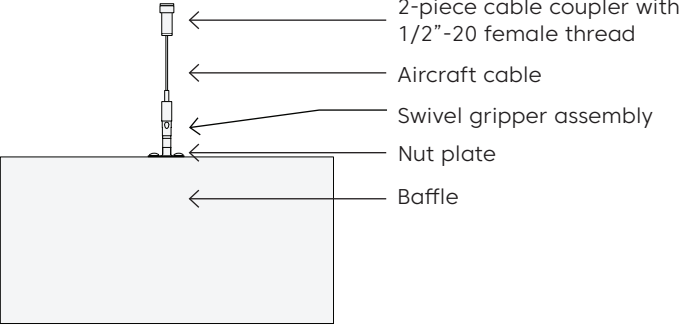
Cable to t-grid



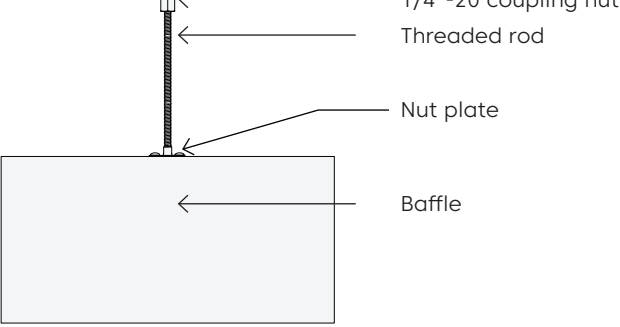
Cable to Unistrut



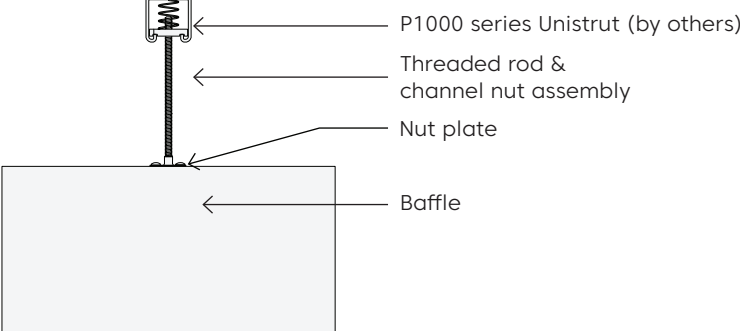
Swivel cable to deck



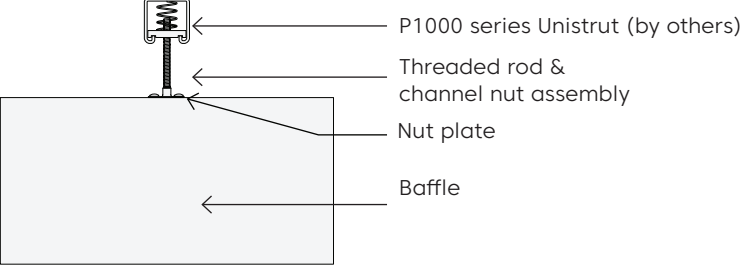
Threaded rod



Threaded rod to Unistrut



Direct to Unistrut



Twist lock t-grid

