




## SoftenUp, Peak Ceiling Frames

Premier Collection

SoftenUp™ modular ceiling tiles create a warm and welcoming atmosphere in any space. Peak is designed for effortless installation and seamlessly fits into T-grid drop-ceiling systems. Each tile, comprised of a series of linear slats, can be specified from three sizes and multiple colors allowing for more creative and personalized installations.

## Specifications

<b>Surface</b>	Ceiling	
<b>Material</b>	FilaSorb™ polyester felt	
<b>Weight</b>	2400gsm	
<b>Standard Sizes</b>	<b>Slat Profiles</b>	<b>Backer Panels</b>
	51mmW x 76mmH	600mm W x 600mm L 600mm W x 1200mm L
<i>Custom sizes available</i>		
<b>Compatible T-grid</b>	<b>Type</b>	<b>Layout</b>
	2400mm Flat 14mm Flat	Standard 600mm x 600mm Standard 600mm x 600mm



SoftenUp, Peak Ceiling Frames in Stonewash

## Technical

<b>NRC Rating</b>	0.95*
<b>Fire Test</b>	AS ISO 9705:2033 (according to AS 5637.7:2015 requirements) Group 1 0.93
<b>Water Sorption</b>	ASTM C1104-2019 (A Modified) Water sorbed by weight: 0.20% (based on a 12mm thick panel)
<b>Colorfastness</b>	ISO 105-B02, 6-7

\* Test results available upon request.

## Details

<b>Lead Time</b>	Refer to Product Lead Time Matrix
<b>Origin</b>	Australia
<b>Warranty</b>	Product: 20 years*
	Colorfastness: 20 years*

\* Conditions apply

## Environmental

<b>Recycled Content</b>	Minimum 60%
<b>Energy</b>	Generated using 40% solar energy
<b>Indoor Air Quality</b>	VOC less than/equal to 0.5mg/m3
<b>Recyclable</b>	100%*
<b>Certifications</b>	Environmental Product Declaration
	Declare Certification - LBC Red List Free (third-party verified)
	SCS Global Indoor Advantage Gold

\* PET is recyclable through participating partners.



For questions or additional product information,  
visit [acoufelt.com.au](http://acoufelt.com.au) or call 1800 626 462

SoftenUp, Peak Ceiling Frames | April 2026

							
White WH12	Milkyway MI74	Ivory IV11	Pearl PE21	Valentine VA70	Quartz QU67	Stonewash ST72	Sea Salt SE57
							
Platinum PL04	Almond AL55	Pistachio PI25	Turmeric TU60	Flamingo FL61	Amethyst AM69	Periwinkle PE23	Peacock PE20
							
Metal ME03	Mushroom MU75	Celery CE65	Wheat WH68	Peach PE19	Lilac LI13	Marine MA15	Sencha SE58
							
Grey GR02	Umber UM54	Wasabi WA29	Popcorn PO26	Currant CU59	Berry BE06	Azure AZ05	Oregano OR18
							
Charcoal CH01	Walnut WA56	Eucalyptus EU71	Carrot CA08	Loganberry LO77	Granite GR62	Denim DE09	Kale KA12
							
Piano Black PI24	Slate SL27	Nori NO76	Peppercorn PE22	Shiraz SH63	Flint FL64	Midnight MI16	



For questions or additional product information, visit [acoufelt.com.au](http://acoufelt.com.au) or call 1800 626 462

# How to Specify

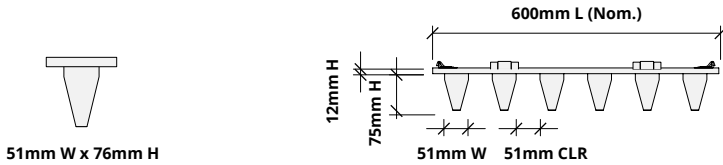
## 1. Choose Slat Size

## 2. Choose Backer Panel Size

## 3. Choose Colorways

## 4. Optional Corner Panel

Slats are available in one size:



Drawings show spacing for 51mm W slats. Spacing for 4" W slats will differ. Product ships assembled.

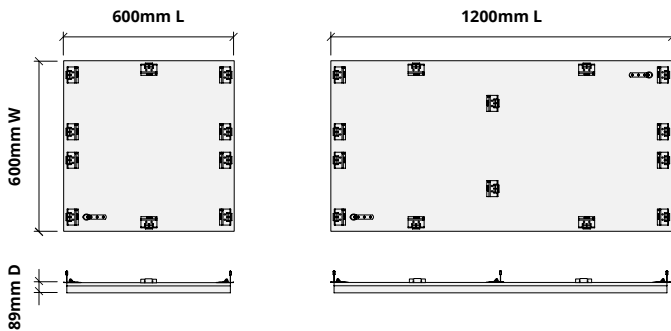
## 1. Choose Slat Size

## 2. Choose Backer Panel Size

## 3. Choose Colorways

## 4. Optional Corner Panel

Backer panels are available in three sizes for use with 51mm and 102mm slats.



Clip spacing may differ. Product ships assembled.  
Safety cable comes standard on all SoftenUp™ product lines. See installation guides for additional details.

## 1. Choose Slat Size

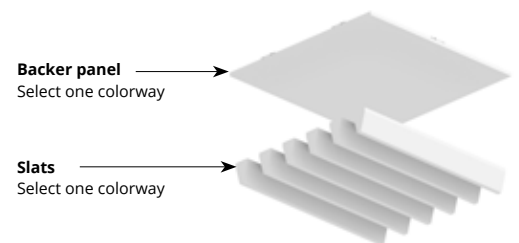
## 2. Choose Backer Panel Size

## 3. Choose Colorways

## 4. Optional Corner Panel

Select one colorway for your slats and one colorway for your backer panel.  
See colorway choices on page 3.

If you're specifying dark colored backer panels, we recommend dark drop ceiling grids (not provided).



# How to Specify (cont.)

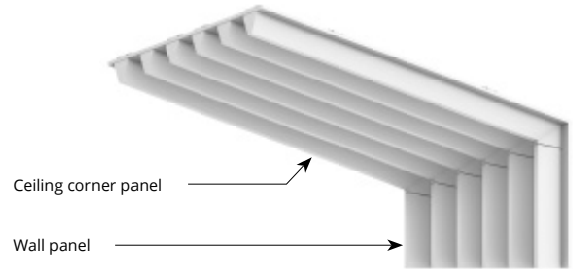
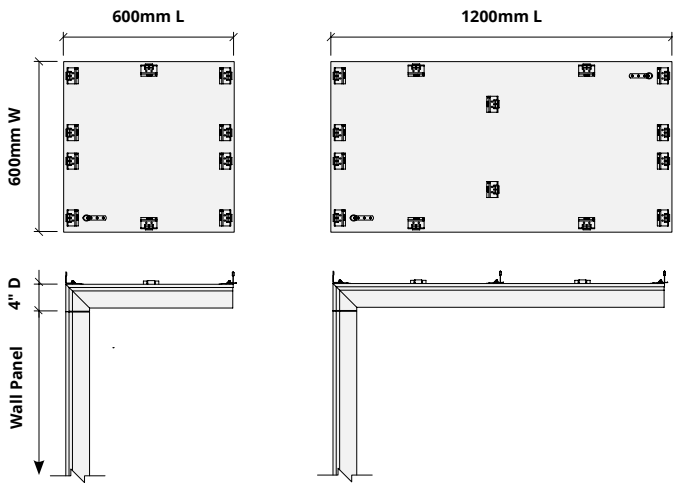
1. Choose Slat Size

2. Choose Backer Panel Size

3. Choose Colorways

4. Optional Corner Panel

SoftenUp acoustical ceiling panels can be seamlessly integrated with corresponding wall panels by specifying the corresponding corner piece.



See corresponding SoftenUp, Peak wall panel specification sheet for additional information.




For questions or additional product information, visit [acoufelt.com.au](http://acoufelt.com.au) or call 1800 626 462


SoftenUp, Peak Ceiling Frames | April 2026

# Recommended Layouts


Layout 1




Layout 2



Layout 3

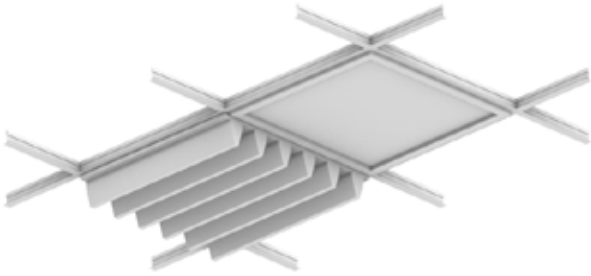


Layout 4




# Lighting Coordination

600mm x 600mm, 600mm x 1200mm Grid light

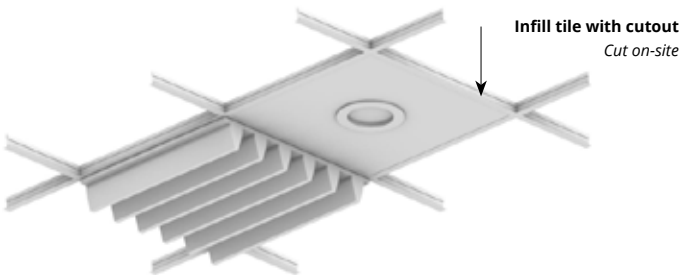


Drop pendant light

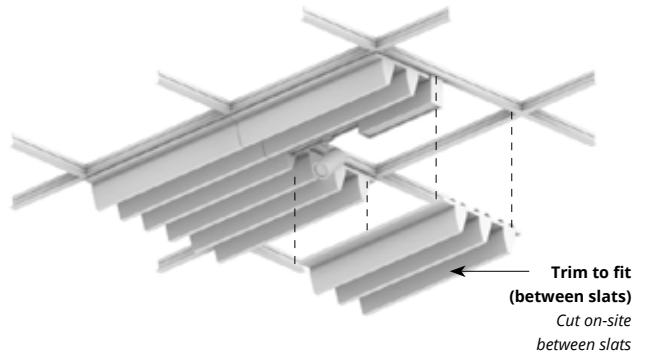


*Cut on-site between slats*

Recessed light

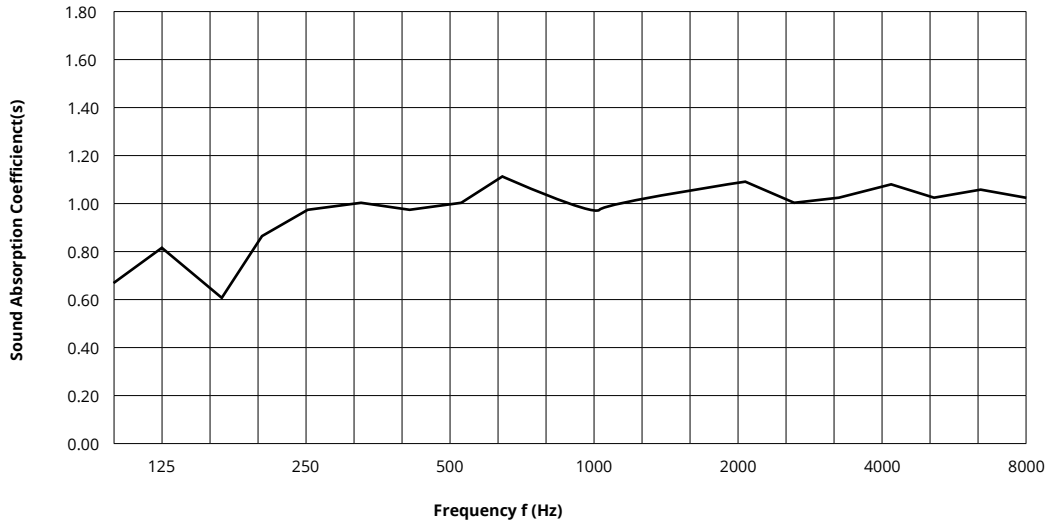


Grid mounted light (track, pendant)



# Acoustic Performance

<b>Test Method</b>	ASTM E795
<b>Install Method</b>	Type E-400
<b>Rating Method</b>	ASTM C423
<b>Mounting Method</b>	51mm W x 76mm H slat on 12mm backer with 400mm air gap
<b>Test Results</b>	NRC 0.95 SAA 0.96




Frequency f (Hz)	125	250	500	1000	2000	4000	NRC
12mm	0.67	0.86	0.96	1.02	1.04	1.00	0.95

## What is a Noise Reduction Coefficient (NRC)?

You'll find the NRC rating in the specifications of all of our products. This acronym stands for Noise Reduction Coefficient, and is expressed as a single number, a rating that describes the degree to which acoustic products can absorb sound.

You can use NRC values to understand the overall performance of our acoustic wall and ceiling products. The higher the NRC, the better the product is at soaking up the sound.

*Performance Indices: Noise Reduction Coefficient (NRC) results represent the absorption coefficients measured at the one third octave bands at 125, 250, 500, 1000, 2000 and 4000 Hz rounded to the nearest 0.05. Acoustic testing has been performed according to the methods mentioned above. Customization of installation of the product could alter the results. Sound Absorption Average (SAA) indicates the absorption coefficient average for the twelve one-third octave bands ranging between 200 and 2500 Hz.*

 For questions or additional product information, visit [acoufelt.com.au](http://acoufelt.com.au) or call 1800 626 462

SoftenUp, Peak Ceiling Frames | April 2026

## Suspension

The SoftenUp ceiling tiles are designed to connect to standard drop-ceiling grid systems via a series of tabs integrated into the design. No additional hardware is required for standard installation. Seismic zones may require additional considerations (see note on seismic).

## Life Safety

The panels can be trimmed on-site, using a sharp utility knife, to accommodate any existing signage and/or wayfinding markings. Cut-outs must occur in 51mm gap between slats. All fixtures must be supported independent of tiles.

*\* Panels cut on-site may require additional support.*

## Weight

- 76mm H slat weight = 9.75kg per m<sup>2</sup>
- 25mm H slat weight = 6.1kg per m<sup>2</sup>

## Clearance/Tolerance

When installed, SoftenUp tiles have a consistent 1/8" reveal to account for any on-site tolerance concerns. Panels have a method for tile alignment integrated into the design.

*\* A continuous slat design is available. Contact us for details.*

## MEP/FP

The panels can be trimmed on-site, using a sharp utility knife, to accommodate any MEP/FP fixtures. These include, but are not limited to, drop-in lighting and diffusers, recessed lighting, linear diffusers, concealed and exposed fire sprinklers, and A/V equipment. Please consult all local and municipal codes, as well as a licensed engineer, for full compliance requirements. Cut-outs must occur in 51mm gap between slats. All fixtures must be supported independent of tiles.

*\* Panels cut on-site may require additional support.*

## Ceiling Access

Panels with an integrated folding access tab are available upon request. These folding tabs allow for the removal of individual tiles to access ceiling systems.

## Seismic

SoftenUp ceiling tiles can provide seismic compliance through a mechanical direct screw attachment through the panel to the grid system, or an individual tile off to building structure. Please consult all local and municipal codes, as well as a licensed engineer, for full compliance requirements.

