

## SoftenUp, Peak Ceiling Frames

WoodGrain Collection

SoftenUp™ modular ceiling tiles create a warm and welcoming atmosphere in any space. Peak is designed for effortless installation and seamlessly fits into T-grid drop-ceiling systems. Each tile, comprised of a series of linear slats, can be specified from three sizes and multiple colors allowing for more creative and personalized installations.

## Specifications

<b>Surface</b>	Ceiling	
<b>Material</b>	FilaSorb™ polyester felt	
<b>Weight</b>	2400gsm	
<b>Standard Sizes</b>	<b>Slat Profiles</b>	<b>Backer Panels</b>
	51mm W x 76mm H	600mm W x 600mm L 600mm W x 1220mm L
	<i>Custom sizes available</i>	
<b>Compatible T-grid</b>	<b>Type</b>	<b>Layout</b>
	24mm Flat	Standard 600mm x 600mm
	14mm Flat	Standard 600mm x 600mm



SoftenUp, Peak 4\"/>

## Technical

<b>NRC Rating</b>	0.95*
<b>Fire Test</b>	AS ISO 9705:2033 (according to AS 5637.7:2015 requirements) Group 1 0.93
<b>Water Sorption</b>	ASTM C1104-2019 (A Modified) Water sorbed by weight: 0.20% (based on a 12mm thick panel)
<b>Colorfastness</b>	ISO 105-B02, 6-7

\* Test results available upon request.

## Details

<b>Lead Time</b>	Refer to product Lead Matrix
<b>Origin</b>	Austrlla
<b>Warranty</b>	Product: 20 years* Colorfastness: 20 years*

\* Conditions apply

## Environmental

<b>Recycled Content</b>	Minimum 60%
<b>Energy</b>	Generated using 40% solar energy
<b>Indoor Air Quality</b>	VOC less than/equal to 0.5mg/m3
<b>Recyclable</b>	100%*
<b>Certifications</b>	Declare Certification - LBC Red List Free (third-party verified) SCS Global Indoor Advantage Gold

\* PET is recyclable through participating partners.



For questions or additional product information,  
visit [acoufelt.com.au](http://acoufelt.com.au) or call 1800 626 462

SoftenUp, Peak Ceiling Frames | April 2026

# Colorways

## WOODGRAIN



Picket Fence  
WQ01



Loft  
WQ06



White Elm  
WQ07



Lyed Larch  
WQ30



White Oak  
WQ13



Baltic Birch  
WQ12




Knotty Spruce  
WQ29




French Bobbin  
WQ08




Boat Shed  
WQ02



Nordic Plank  
WQ15




Boardwalk  
WQ10




Mocha Legno  
WQ25



Mountain Lodge  
WQ24




Wine Barrel  
WQ03



Log Cabin  
WQ04



Natural Oak  
WQ16



Woodland Fog  
WQ22




Driftwood  
WQ21



Weathered Slate  
WQ14




Petrified Ash  
WQ23




Antique Chest  
WQ11



European Larch  
WQ17



Fumed Oak  
WQ19




Teak  
WQ18



Charred Larch  
WQ09



Shadow Oak  
WQ28



Barn Door  
WQ05



Black Walnut  
WQ20



Scorched Timber  
WQ26



Espresso Oak  
WQ27



For questions or additional product information,  
visit [acoufelt.com.au](https://acoufelt.com.au) or call 1800 626 462

SoftenUp, Peak Ceiling Frames | April 2026

# How to Specify

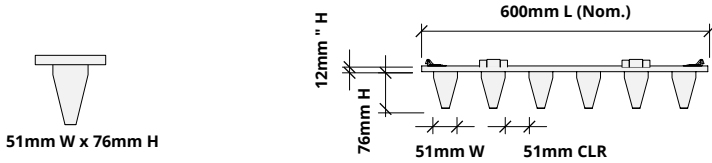
## 1. Choose Slat Size

## 2. Choose Backer Panel Size

## 3. Choose Colorways

## 4. Optional Corner Panel

Slats are available in one size:



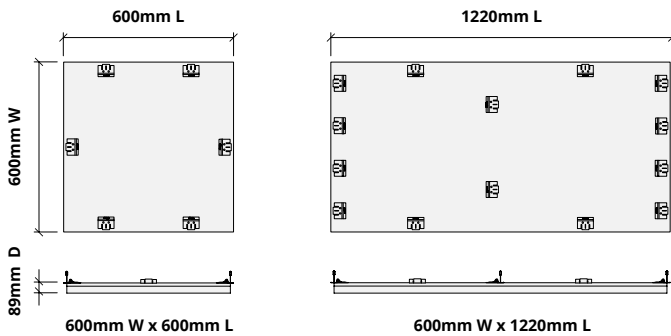
## 1. Choose Slat Size

## 2. Choose Backer Panel Size

## 3. Choose Colorways

## 4. Optional Corner Panel

Backer panels are available in three sizes for use with 51mm and 4" slats.



Drawings show spacing for 51mm W slats. Spacing for 4" W slats will differ. Product ships assembled.

## 1. Choose Slat Size

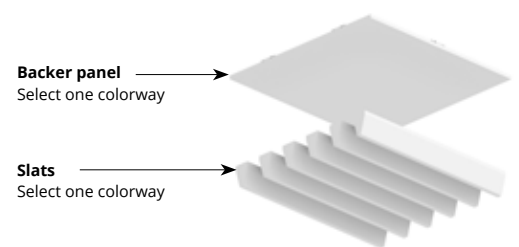
## 2. Choose Backer Panel Size

## 3. Choose Colorways

## 4. Optional Corner Panel

Select one colorway for your slats and one colorway for your backer panel.  
See colorway choices on page 3.

*If you're specifying dark colored backer panels, we recommend dark drop ceiling grids (not provided).*



# How to Specify (cont.)

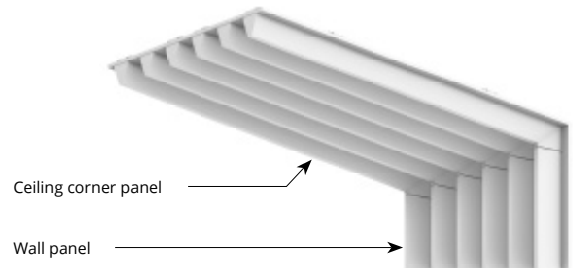
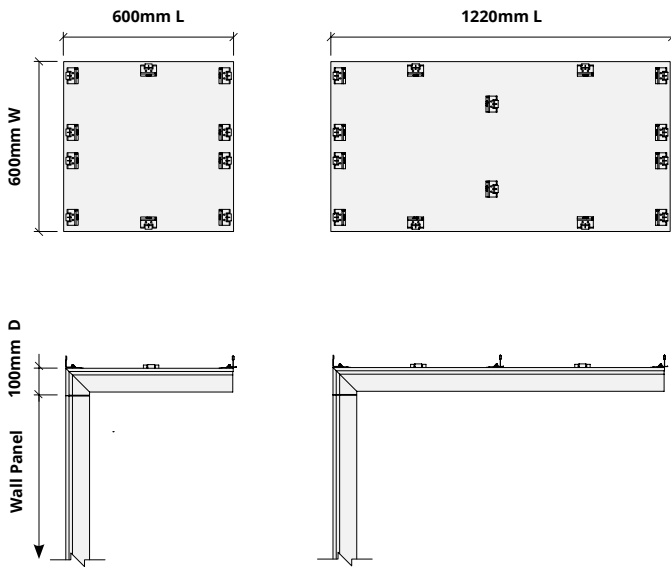
## 1. Choose Slat Size

## 2. Choose Backer Panel Size

## 3. Choose Colorways

## 4. Optional Corner Panel

SoftenUp acoustical ceiling panels can be seamlessly integrated with corresponding wall panels by specifying the corresponding corner piece.



See corresponding SoftenUp, Peak wall panel specification sheet for additional information.




For questions or additional product information, visit [acoufelt.com.au](http://acoufelt.com.au) or call 1800 626 462


SoftenUp, Peak Ceiling Frames | April 2026

# Recommended Layouts


Layout 1




Layout 2



Layout 3

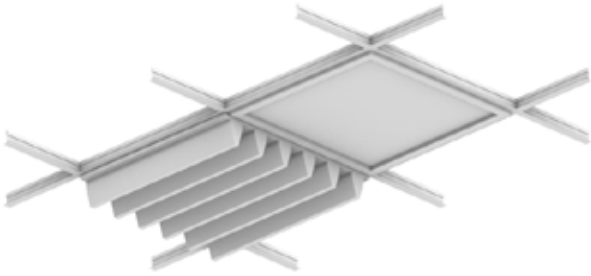


Layout 4




# Lighting Coordination

600mm x 600mm, 600mm x 1220mm Grid light

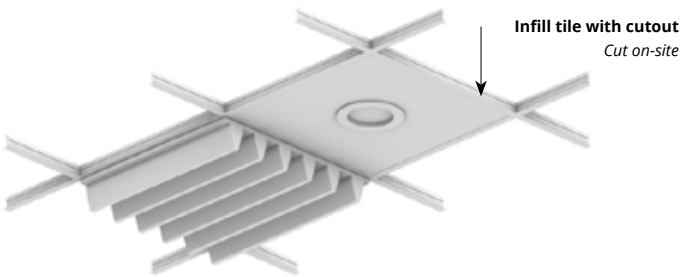


Drop pendant light



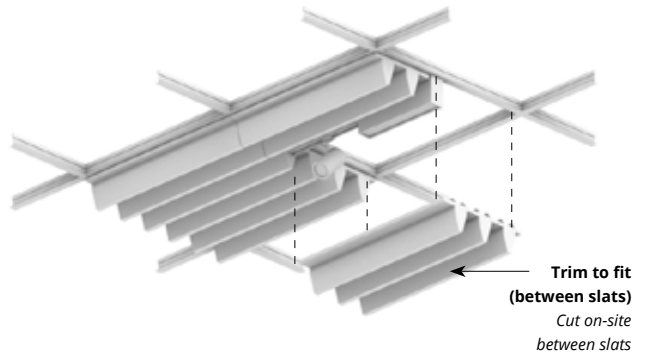
*Cut on-site between slats*

Recessed light



**Infill tile with cutout**  
*Cut on-site*

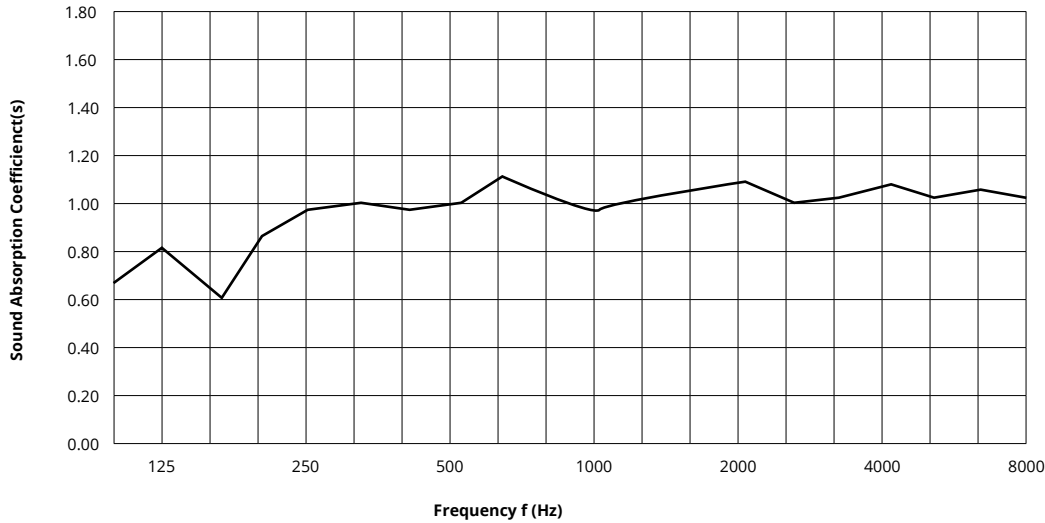
Grid mounted light (track, pendant)



**Trim to fit  
(between slats)**  
*Cut on-site  
between slats*

# Acoustic Performance

<b>Test Method</b>	ASTM E795
<b>Install Method</b>	Type E-400
<b>Rating Method</b>	ASTM C423
<b>Mounting Method</b>	51mm W x 76mm H slat on 12mm backer with 400mm air gap
<b>Test Results</b>	NRC 0.95 SAA 0.96




Frequency f (Hz)	125	250	500	1000	2000	4000	NRC
12mm	0.67	0.86	0.96	1.02	1.04	1.00	0.95

## What is a Noise Reduction Coefficient (NRC)?

You'll find the NRC rating in the specifications of all of our products. This acronym stands for Noise Reduction Coefficient, and is expressed as a single number, a rating that describes the degree to which acoustic products can absorb sound.

You can use NRC values to understand the overall performance of our acoustic wall and ceiling products. The higher the NRC, the better the product is at soaking up the sound.

*Performance Indices: Noise Reduction Coefficient (NRC) results represent the absorption coefficients measured at the one third octave bands at 125, 250, 500, 1000, 2000 and 4000 Hz rounded to the nearest 0.05. Acoustic testing has been performed according to the methods mentioned above. Customization of installation of the product could alter the results. Sound Absorption Average (SAA) indicates the absorption coefficient average for the twelve one-third octave bands ranging between 200 and 2500 Hz.*

 For questions or additional product information, visit [acoufelt.com.au](http://acoufelt.com.au) or call 1800 626 462

SoftenUp, Peak Ceiling Frames | April 2026

## Suspension

The SoftenUp ceiling tiles are designed to connect to standard drop-ceiling grid systems via a series of tabs integrated into the design. No additional hardware is required for standard installation. Seismic zones may require additional considerations (see note on seismic).

## Life Safety

The panels can be trimmed on-site, using a sharp utility knife, to accommodate any existing signage and/or wayfinding markings. Cut-outs must occur in 51mm gap between slats. All fixtures must be supported independent of tiles.

*\* Panels cut on-site may require additional support.*

## Weight

- 76mmH slat weight = 9.75kg per m<sup>2</sup>
- 25mmH slat weight = 6.1kg per m<sup>2</sup>

## Clearance/Tolerance

When installed, SoftenUp tiles have a consistent 1/8" reveal to account for any on-site tolerance concerns. Panels have a method for tile alignment integrated into the design.

*\* A continuous slat design is available. Contact us for details.*

## MEP/FP

The panels can be trimmed on-site, using a sharp utility knife, to accommodate any MEP/FP fixtures. These include, but are not limited to, drop-in lighting and diffusers, recessed lighting, linear diffusers, concealed and exposed fire sprinklers, and A/V equipment. Please consult all local and municipal codes, as well as a licensed engineer, for full compliance requirements. Cut-outs must occur in 51mm gap between slats. All fixtures must be supported independent of tiles.

*\*Panels cut on-site may require additional support.*

## Ceiling Access

Panels with an integrated folding access tab are available upon request. These folding tabs allow for the removal of individual tiles to access ceiling systems.

## Seismic

SoftenUp ceiling tiles can provide seismic compliance through a mechanical direct screw attachment through the panel to the grid system, or an individual tile off to building structure. Please consult all local and municipal codes, as well as a licensed engineer, for full compliance requirements.

