


# Sway Ceiling Baffles




# Specifications

Application	Ceiling
Composition	100% polyester
Material	FilaSorb™
Recycled content	60% min. rPET
Thickness	12mm +/- 10%
Weight	2400gsm
Length	1220, 2400 & 2800mm Custom size available upon request
Height	200mm


# Sustainability




Made from 60% min. recycled content




Total VOC's less than 0.5 mg/m<sup>3</sup> (3<sup>rd</sup> Party Verified)



Generated using 40% solar energy



Recyclable at end-of-life



Indoor Advantage Gold Certified.



# Technical Data

Fire test method	EN 13501-1: 2019
Classification	B-s1, d0
Water vapour sorption method	ASTM C1104-2019 (Procedure A Modified)
Water sorbed by weight	0.20% (results based on a 12mm thick panel)
Total VOC test method	SCS-EC10.3-2014 v4.0 meeting standard CDPH/EHLB Standard Method v.1.2-2017
Total VOC result	≤ 0.5mg/m <sup>3</sup>
Colourfastness test method	ISO 105-B02
Rating	6-7

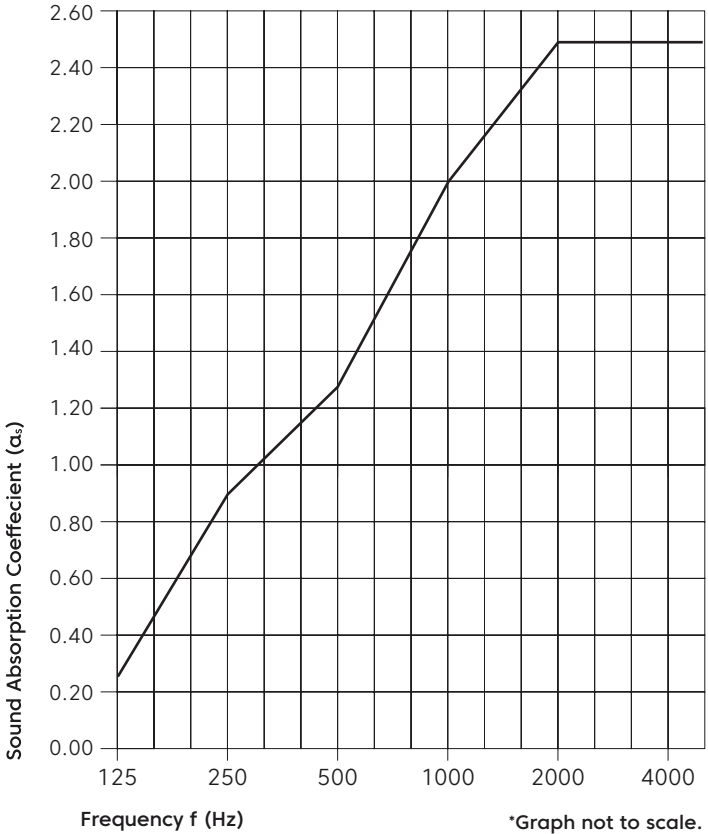
# Guarantees

Lead Time	6-8 weeks
Origin	United Kingdom
Warranty against defects	20 years*
Colourfastness warranty	20 years*

\*conditions apply

# Acoustic Performance

Test method	ASTM C423-17: Standard test method for sound absorption and sound absorption coefficients by the reverberation room method
Installation method	J-600. Sample tested 5 baffles each hanging 600m from the floor and 152mm from each other
Rating method	AS ISO 11654 -2002: Acoustics - rating of sound absorption - material and sytems
Test results	NRC 1.65   <1.0 (MH) aw, Class A




Frequency (Hz)	125	250	500	1000	2000	4000	NRC	Class Rating
12mm	0.26	0.86	1.25	2.02	2.49	2.49	1.65	Class A

Performance Indices: **Noise Reduction Coefficient (NRC)** results represent the absorption coefficients measured at the one third octaves bands at 125, 250, 500, 1000, 2000 and 4000 Hz rounded to the nearest 0.05. Acoustic testing has been performed according to the methods mentioned above. Customisation of installation of the product could alter the results.

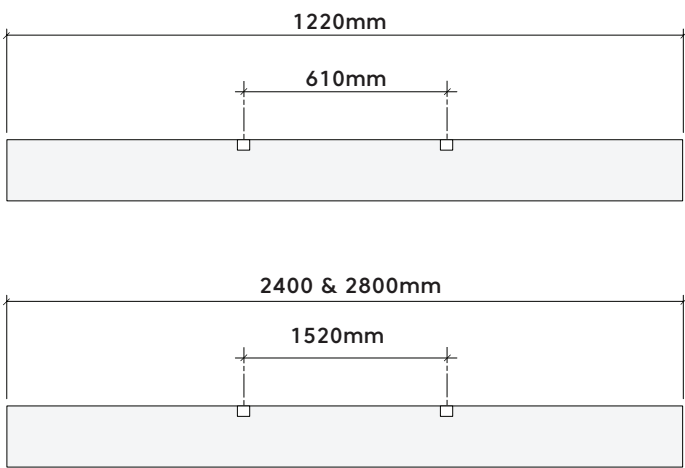
# Sway Design

## Sizes

Length	1220, 2400 & 2800mm Custom sizes available
Height	200mm
Beam Thickness	63.5mm

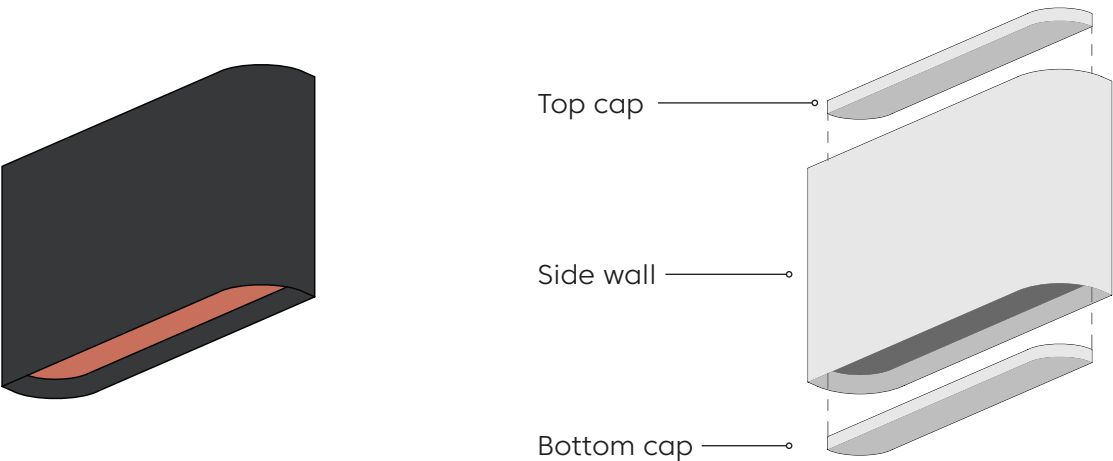


## Hardware spacing



## Perspective








































To specify colorways select side wall color, top and bottom cap color.



Ships assembled



# FilaSorb™ Colourways

										
Peppercorn PE22	Currant CU59	Carrot CA08	Peach PE19	Flamingo FL61	Valentine VA70	Turmeric TU60	Wheat WH68	Kale KA12	Oregano OR18	Sencha SE58
										
Celery CE65	Eucalyptus EU71	Wasabi WA29	Pistachio PI25	Midnight MI16	Flint FL64	Granite GR62	Denim DE09	Iris IR10	Azur AZ05	Marine MA15
										
Stonewash ST72	Periwinkle PE23	Sea Salt SE57	Shiraz SH63	Piano Black PI24	Charcoal CH01	Slate SL27	Grey GR02	Metal ME03	Platinum PL04	Milkyway MI74
										
Walnut WA56	Umber UM54	Amethyst AM69	Quartz QU67	Almond AL55	Ivory IV11	Pearl PE21	White WH12			

**Can't find a colour?**  
We are constantly updating our palette, which includes adding and discontinuing certain colour lines. If you can't find the colour you are looking for, please contact us with your colour request, as we may still have stock available.



# Mounting Methods

